







**WaterflowControl**

# WFC-FS-IAB

**Automatic Backwash Filter 40mm-50mm**

## Contact Us:

-  (02) 9948 0699
-  [info@waterflowcontrol.com.au](mailto:info@waterflowcontrol.com.au)
-  [www.waterflowcontrol.com.au](http://www.waterflowcontrol.com.au)
-  37 / 317-321 Woodpark Rd, Smithfield NSW 2164



## Finality

Impurities such as sand, rust flakes, lime deposits and coarse material can damage the water distribution line and household appliances (pipes, valves, mixers, faucets, washing machines, etc.). The installation of a protection filter is the most simple and efficient alternative to avoid such problems. PuliMATIC is an automatic self-cleaning filter, robust and compact, with brushing system for the cleaning of the cartridge and discharge valve for dirt. PuliMATIC is designed with a standard filtration rating of 89 micron which retains coarse impurities from water preventing them from damaging the system.

## Operation

Raw water entering PuliMATIC flows from the outside toward the inside of the filtering cartridge. PuliMATIC is an automatic cleaning filter with an electronic control board which starts the filter cleaning in an operator-independent way when a Pre-set time interval has elapsed. Its patented system of brushing and discharge of dirt ensures an effective cleaning of the filtering cartridge. The filter cleaning cycle is started automatically by the electronic control board when a pre interval has elapsed: during the cleaning cycle the filtering cartridge is completely brushed. The automatic opening of the discharge valve (located at the bottom of the bowl) creates a tangential high-speed flow which removes impurities accumulated in the bowl during working.

## Key Features

PuliMATIC head's is made in brass resistant to mechanical shear stresses due to installation which usually lead to breakage of plastic heads. The vessel, equipped with the discharge valve, is made in Trogamid® (high-strength polyamide). The filtering surface is in stainless steel soldered on a stretched wire netting. The particular structure of the filtering cartridge makes it resistant to mechanical shocks and pressure gradients eliminating deformation and crushing of the filtering cartridge. PuliMATIC meets Italian requirements for drinking water treatment.

The standard filtration rating of PuliMATIC is 89 microns; other filtration ratings (30, 50, 150 microns) are available upon request. Furthermore, PuliMATIC is equipped with two output signals (Volt-free contacts), which can be connected to an electric panel. They can be used for managing pumps, solenoid valves, alarms etc. The Volt-free contacts can support a charge not higher than 5A at 24V AC/DC. PuliMATIC requires an electrical connection of 230V/50Hz. PuliMATIC with 1½" and 2" connections are equipped with pressure gauges to monitor pressure drop through the filtering cartridge. Furthermore PuliMATIC is equipped with a black button allowing to start manually, at any time, a washing cycle. Further, PuliMATIC is endowed with an output signal (voltage free contact) which can be used to control, through an electrical auxiliary board, pumps, solenoid valves, alarms, etc. On request it is possible to supply the brushes of the filter's Bowl with a silver wire, for a more targeted bactericidal action.

## Optional Additions

If it is necessary for the filter or the hydraulic plant's management, Bravomatic can be connected to an auxiliary electric panel (code 23022030) for managing up to two appliances at 24 Vac (backwashing pumps, solenoid valves, alarms etc.). The electric panel is powered by an inner 220V power supply. In order to guarantee an independent and optimal cleaning of the filtering cartridge it is possible to install a differential of pressure, which starts the cleaning procedure when detecting a head loss between inlet and outlet of the filter. A series of solenoid valve 'normally opened' starting from 3/4" up to 3" are available (codes EVC001 - ¾", EVC002 - 1", EVC003 - 1¼", EVC004 - 1½", EVC005 - 2", EVC006 - 2½", EVC007 - 3"); they can be easily connected to the electric panel.

## Intended Use Conditions

Bravomatic has been specifically designed for the filtration of cold drinking water predominantly in civil applications but it may also be used for the protection of water distribution lines in technological & rainwater applications,



## Maintenance and Duration

Bravomatic requires the periodic cleaning operation which is performed completely automatically by the filter. Bravomatic must be included in the periodic sanitization program planned for the distribution system (who has built the distribution system is in charge of this planning). As a consequence any time the distribution system is sanitised Bravomatic must be sanitized too. For a proper maintenance two annual inspections are recommended.

## Installation

The standard version of Bravomatic is supplied with the inlet connection on the left and the outlet connection on the right ; in case you need the connection reversed please specify it in the order. Install in agreement with local regulations. Install only in hygienically suitable places. Bravomatic should be installed in the cold water line upstream of the appliance (boiler, heat exchanger, etc.) to be protected. Do not install in the hot water line or downstream of the appliance to be protected. Install by-pass valves. Read the Installation Manual supplied with Bravomatic.

## Warnings

Cleaning and self-cleaning filters are protection filters and they are not suitable for the filtration of water containing silt, large amounts of sand and/or suspended material. In these cases it is necessary to use other types of filters.

## Raw Water

Bravomatic has been designed to treat only drinking water.

## Conformity and Regulatory References

If it is necessary for the filter or the hydraulic plant's management, Bravomatic can be connected to an auxiliary electric panel (code 23022030) for managing up to two appliances at 24 Vac (backwashing pumps, solenoid valves, alarms etc.). The electric panel is powered by an inner 220V power supply. In order to guarantee an independent and optimal cleaning of the filtering cartridge it is possible to install a differential of pressure, which starts the cleaning procedure when detecting a head loss between inlet and outlet of the filter. A series of solenoid valve 'normally opened' starting from 3/4" up to 3" are available (codes EVC001 - 3/4", EVC002 - 1", EVC003 - 1"¼, EVC004 - 1"½, EVC005 - 2", EVC006 - 2"½, EVC007 - 3"); they can be easily connected to the electric panel.

## Intended Use Conditions

Bravomatic has been specifically designed for the filtration of cold drinking water predominantly in civil applications but it may also be used for the protection of water distribution lines in technological & rainwater applications,

## Maintenance and Duration

Bravomatic requires the periodic cleaning operation which is performed completely automatically by the filter. Bravomatic must be included in the periodic sanitization program planned for the distribution system (who has built the distribution system is in charge of this planning). As a consequence any time the distribution system is sanitised Bravomatic must be sanitized too. For a proper maintenance two annual inspections are recommended.

## Installation

The standard version of Bravomatic is supplied with the inlet connection on the left and the outlet connection on the right ; in case you need the connection reversed please specify it in the order. Install in agreement with local regulations. Install only in hygienically suitable places. Bravomatic should be installed in the cold water line upstream of the appliance (boiler, heat exchanger, etc.) to be protected. Do not install in the hot water line or downstream of the appliance to be protected. Install by-pass valves. Read the Installation Manual supplied with Bravomatic.

## Warnings

Cleaning and self-cleaning filters are protection filters and they are not suitable for the filtration of water containing silt, large amounts of sand and/or suspended material. In these cases it is necessary to use other types of filters.

## Raw Water

Bravomatic has been designed to treat only drinking water.

## Conformity and Regulatory References

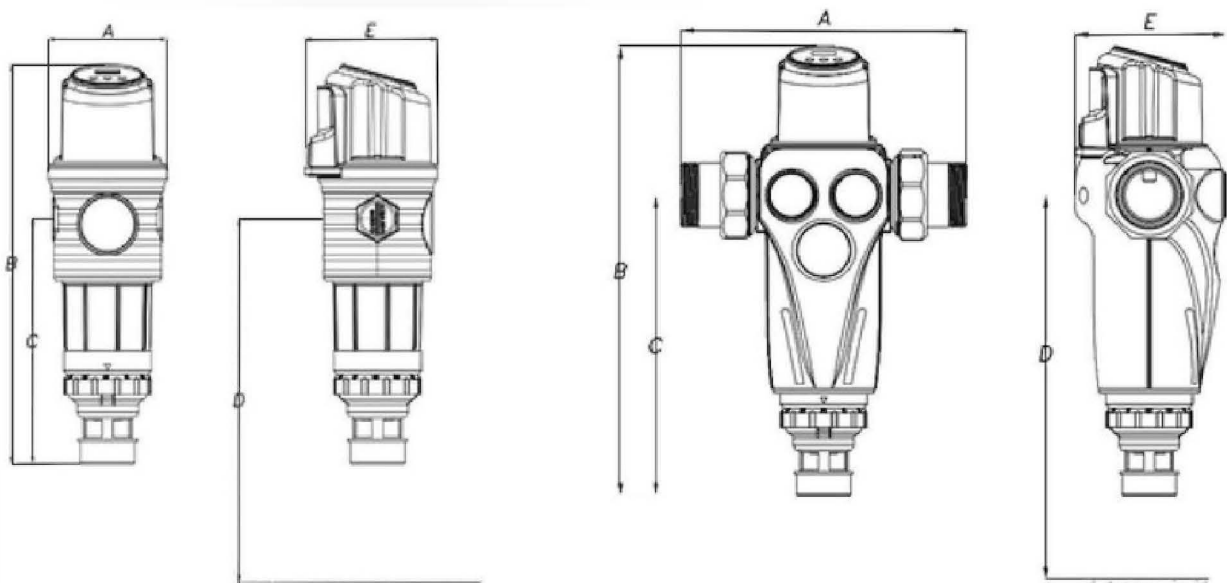
Acqua Brevetti applies a Quality Management System certified according to UNI EN ISO 9001 regulation, as per certificate issued by TÜV Italia SRL. The equipment complies with the Italian D.M. 174/04 and D.M. 25/12.

## Endowment

Bravomatic is packaged in a plastic bag put inside a paperboard box. The standard endowment includes: Bravomatic filter, plastic bag with N°2 nuts and tailpieces, N°2 tailpieces (Bravomatic 1"½ and 2"), voltage transformer, instruction manual (including the conformity declaration), warranty certification.

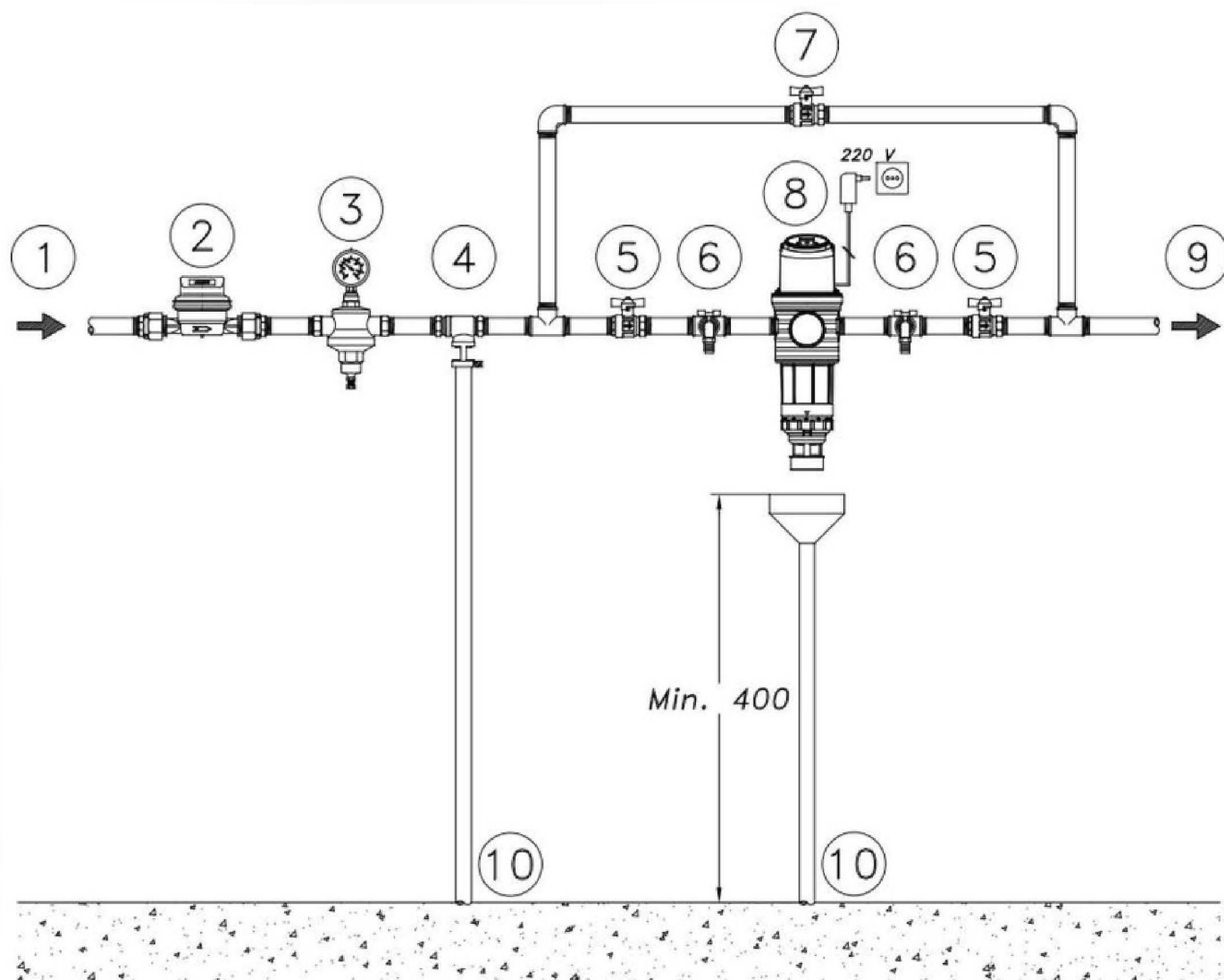
# Technical Data

	Units	FT360	FT362	FT364	FT366	FT368
Connections		¾" F	1" F	1¼" F	1½" M	2" M
Flow rate ( $\Delta p=0.2$ bar)	m <sup>3</sup> /h	4.8	6.0	6.5	12.0	14.2
Flow rate ( $\Delta P=0.5$ bar)	m <sup>3</sup> /h	6.4	9.6	10.6	16.5	16.5
Filtration rating	micron	89				
Min-max working pressure	bar	1.5 - 16				
Min-max water temperature	bar	2.5				
Cleaning time - water consumption	sec - it	14				
Min-max water temperature	°C	5 - 30				
Min-max room temperature	°C	5 - 40				
Power supply	V/Hz	230/50				
Operating voltage	V	12				
Protection	IP	44				
Drain size	DN	50				
<b>Dimensions</b>						
Width (A)	mm	100	100	100	265	265
Total height (B)	mm	408	408	408	416	416
Height at connections (C)	mm	237	237	242	292	292
Distance from ground (D)	mm	400	400	400	600	600
Depth (E)	mm	90	90	90	145	145





# Installation Scheme



## Legend

1. Water Inlet
2. Flow Meter
3. Pressure Reducer
4. Backflow Preventer
5. Shut off Valve
6. Sampling Tap
7. Bypass Valve
8. PuliMATIC Filter
9. Cold Water Outlet
10. Drain