







WaterflowControl

WFC-FH-P1-S-304L-POL

Bag Filter Housing

Contact Us:

-  (02) 9948 0699
-  info@waterflowcontrol.com.au
-  www.waterflowcontrol.com.au
-  37 / 317-321 Woodpark Rd, Smithfield NSW 2164



Electro Polished Stainless Steel P1 Bag Filter Housing

When you are looking for a cost-effective filter vessel that is both durable and reliable, look to the WFC P1 HSE (Heavy Duty Side Entry) Single Bag Filter Housing series.

These housings offer standard side-inlet and dual outlet connections. The housing is sealed with a high temperature, heat resistant silicone Oring, to handle temperatures up to 80°.

The top of the lid is designed with a handle and gauge port for pressure monitoring and the handle provides easy and safe opening for maintenance.

Bag filters have various configurations and materials of construction, yet the flow in this process is inside-to-outside. This bag filter has a side inlet connection for high-pressure and filtrates exit via the base or side, whilst the solids are distributed and captured evenly within the filter media. A metal perforated basket holds the bag in place during operation and held down with a compression ring. The dirt-holding capacity is the important parameter for the design of this filter housing.

Features

- Electro Polished Stainless Steel 304L
- Hinged Eye Bolt Cover
- 1/4" BSP Gauge Port
- Pressure Release Valve (PRV)
- Low pressure drops from inlet to outlet
- Welded Inlet and Outlets
- Easy to clean
- Adjustable legs
- S/S Filter bag compression ring
- Pipe size 2"BSP
- Max Flow 20M³/h or 5.55 l/s
- High Temperature, Heat Resistant Silicone Oring



Hinged Eye Bolt Lid



Eyebolts, Gauge and PRV



Adjustable Legs

Pipeline Interface Table

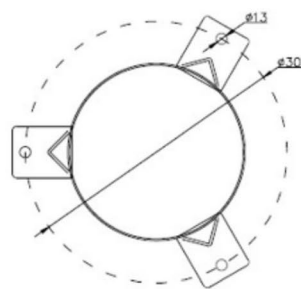
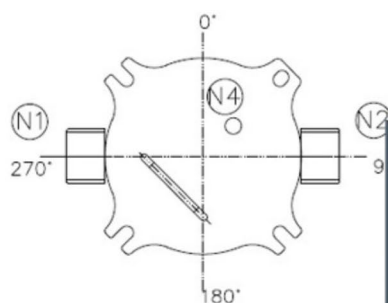
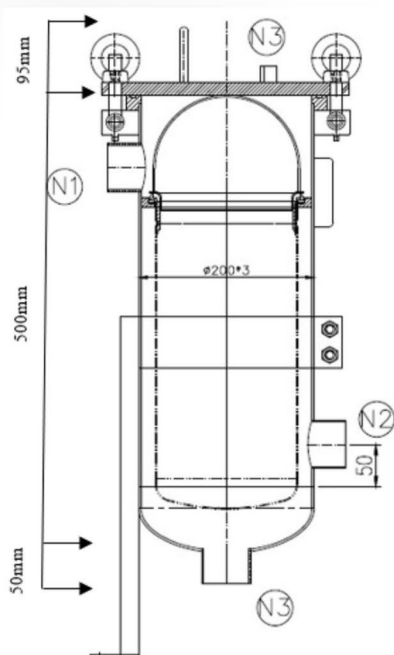
Symbol	Nominal Size	Rate Pressure	Connection Standard	Connecting Surface Form	Uses/Name	Position
N1	50mm	10 bar	BSP	Internal Thread	Inlet	270°
N2	50mm	10 bar	BSP	Internal Thread	Outlet	90°
N3	50mm	10 bar	BSP	Internal Thread	Outlet	Bottom
N4	1/4"	10 bar	BSP	Internal Thread	Gauge Port	Top

Design Data

Max Working Pressure:	10 bar
Design Pressure:	10 bar
Max flow	20M3/h
Max Working Temperature:	80°C
Design Temperature:	65°C
Hydraulic Test Pressure:	12.5 bar
Fluid:	Water
Fluid Performance:	Not Poisonous or corrosive
Inner Surface Finish:	Electro polished
Out Surface Finish:	Electro polished
Material of Main:	Compressed Parts 304L
Compressed Parts:	SS304

No. Description

1.	Body 219*3
2.	Eye Nut
3.	Eye Bolt
4.	Cover
5.	Handle
6.	O-Ring
7.	Bag Compression Ring
8.	Basket
9.	Head 219*3
10.	Adjustable Legs
11.	Name Plate







Examples of installed P1 Stainless Steel Housings





WaterflowControl

For Further Information:

-  (02) 9948 0699
-  info@waterflowcontrol.com.au
-  www.waterflowcontrol.com.au
-  37 / 317-321 Woodpark Rd, Smithfield NSW 2164